



BHS Sec 1

Orientation Evening

Soirée d'orientation

June 12th 6:45



AGENDA

- Doors open at 6:30
- Presentation: Starts at 6:45
- Introductions
- Start-of-Year Plan
- High School Adjustments
- Typical Schedule
- School Supplies
- Laptops
- Dress Code & Cell Phone Policy
- Phys. Ed.
- BHS Potpourri, Advice and FAQs

Link to slides: bit.ly/BHSwelcome2025





First Days of School

The **BIG** day!

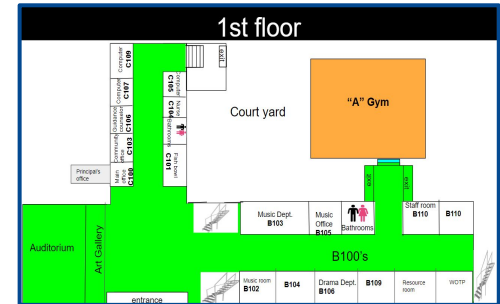
					<u>Fri., Aug 29</u> Sec 1s Only (Day 1)	<u>Sat., Aug 30</u>
<u>Sun., Aug 31</u>	<u>Mon., Sep 1</u> Holiday	<u>Tue., Sep 2</u> Sec 2-5s Only (Day 1)	<u>Wed., Sep 3</u> All students in (Day 2)	<u>Thu., Sep 4</u> (Day 3)	<u>Fri., Sep 5</u> (Day 4)	<u>Sat., Sep 6</u>



First Day of School (August 29th) Grade 7 only

Some of the things that happen on the first day are:

- Students will be greeted outside at the outdoor basketball nets and directed to their homerooms
- Distribution of lockers
- School tour
- BBQ in the courtyard for lunch (free)





The 6-Day Schedule

6 days out of 6	4 days out of 6	2 days out of 6
English Français Mathematics Geo./History	Science	Culture and Citizenship in Quebec Art Option Phys. Ed.



A Student's Day 1 Schedule

	Day 1	Day 2
9:05 - 9:55	FRENCH 126 IMMERSI FRE126-04 Robitaille,N. A307	MATH 126 MAT126-04 Gillam,C.
10:00 - 10:50	SCIENCE & TECH. 124 SCI124-04 Ceravolo,S. A205	FRENCH 126 IMM FRE126-04 Robitaille,N.
11:05 - 11:55	ENGLISH 126 ENG126-04 Stewart,M. A307	SCIENCE & TECH. SCI124-04 Ceravolo,S.
12:00 - 12:50	VISUAL ARTS 104 ART104-02 Schreiber,S. C317	ENGLISH 126 ENG126-04 Stewart,M.
12:55 - 13:45		
13:50 - 14:40	GEO/HISTOIRE 126 HGF126-04 Robitaille,N. A307	PHYSICAL EDUCAT PED102-03 Gillam,C. GYM
14:45 - 15:35	MATH 126 MAT126-04 Gillam,C. A209	GEO/HISTOIRE 12 HGF126-04 Robitaille,N. A

9:00

First Bell

9:05 - 9:55

Period 1

10:00 - 10:50

Period 2

10:50 - 11:05

Recess

11:05 - 11:55

Period 3

12:00 - 12:50

Period 4

12:55 - 1:45

Lunch

1:50 - 2:40

Period 6

2:45 - 3:35

Period 7



A Typical 6-Day Schedule

	Day 1	Day 2	Day 3	Day 4	Day 5	Day 6
9:05 - 9:55	FRENCH 126 IMMERSI FRE126-04 Robitaille, N. A307	MATH 126 MAT126-04 Gillam, C. A209	GEO/HISTOIRE 126 HGF126-04 Robitaille, N. A307	VISUAL ARTS 104 ART104-02 Schreiber, S. C317	ENGLISH 126 ENG126-04 Stewart, M. A307	ETHICS & CULTURE RI ETH122-04 Ceravolo, S. A205
10:00 - 10:50	SCIENCE & TECH. 124 SCI124-04 Ceravolo, S. A205	FRENCH 126 IMMERSI FRE126-04 Robitaille, N. A307	MATH 126 MAT126-04 Gillam, C. A209	GEO/HISTOIRE 126 HGF126-04 Robitaille, N. A307	PHYSICAL EDUCATION PED102-03 Gillam, C. GYMA1	ENGLISH 126 ENG126-04 Stewart, M. A307
11:05 - 11:55	ENGLISH 126 ENG126-04 Stewart, M. A307	SCIENCE & TECH. 124 SCI124-04 Ceravolo, S. A205	FRENCH 126 IMMERSI FRE126-04 Robitaille, N. A307	MATH 126 MAT126-04 Gillam, C. A209	GEO/HISTOIRE 126 HGF126-04 Robitaille, N. A307	VISUAL ARTS 104 ART104-02 Schreiber, S. C317
12:00 - 12:50	VISUAL ARTS 104 ART104-02 Schreiber, S. C317	ENGLISH 126 ENG126-04 Stewart, M. A307	ETHICS & CULTURE RI ETH122-04 Ceravolo, S. A205	FRENCH 126 IMMERSI FRE126-04 Robitaille, N. A307	MATH 126 MAT126-04 Gillam, C. A209	GEO/HISTOIRE 126 HGF126-04 Robitaille, N. A307
12:55 - 13:45						
13:50 - 14:40	GEO/HISTOIRE 126 HGF126-04 Robitaille, N. A307	PHYSICAL EDUCATION PED102-03 Gillam, C. GYMA1	ENGLISH 126 ENG126-04 Stewart, M. A307	SCIENCE & TECH. 124 SCI124-04 Ceravolo, S. A205	FRENCH 126 IMMERSI FRE126-04 Robitaille, N. A307	MATH 126 MAT126-04 Gillam, C. A209
14:45 - 15:35	MATH 126 MAT126-04 Gillam, C. A209	GEO/HISTOIRE 126 HGF126-04 Robitaille, N. A307	VISUAL ARTS 104 ART104-02 Schreiber, S. C317	ENGLISH 126 ENG126-04 Stewart, M. A307	SCIENCE & TECH. 124 SCI124-04 Ceravolo, S. A205	FRENCH 126 IMMERSI FRE126-04 Robitaille, N. A307

Notice how
the schedule
“tumbles”?

The “Day”
number is listed
here

Février/February				
L/M	M/T	M/W	J/TH	V/F
		1 ⁴	2 ⁵	3 ¹
6 ⁶	7 ¹	8 ²	9 ³	10 ⁴
13 ⁵	14 ⁵	15 ⁶	16 ¹	17 ²
20 ³	21 ⁴	22 ⁵	23 ⁶ P.T.	24 ¹
27 ²	28 ³			



BHS Resource

- **IEPs** from **LBPSB elementary schools** are automatically transferred
- **IEPs** (and supporting documents) from **other school boards** must be shared
- **IEPs** will be sent home the same day as interim report cards in the fall
- **Board-issued laptops** from LBPSB elementary school will be available to pick up the first week of school
- **Confidential files** are transferred to our school at the end of June





Recommended School Supplies

Detailed list of supplies: bit.ly/bhsmaterial



Starter Kits & Supplies
offered by
BHS Home & School



BHS Secondary One

Supply List - 2025-2026

(This is a supply list of items to purchase.)

A Starter Supply Kit will be available from [School Start](#). You also have the option to purchase items individually. (This service is offered by the BHS Home & School Association.)

Please note:

1. The links lead to examples, but **any brand** is acceptable.
2. **Binder colours** are recommended, but optional. The colour system is designed to help with organization.
3. Some teachers may request additional supplies.
4. **Label** supplies with the student's first and last name (including the laptop and charger).
5. Supplies may need to be replenished, especially pencils.
6. **Combination locks** for the student lockers are **issued by BHS** (Included in consumable fees.)
7. *Physical Education combination locks can be purchased at BHS or elsewhere.*

GENERAL COURSE MATERIALS	Estimated Cost	✓
One laptop (Chromebook highly recommended) <ul style="list-style-type: none">- Device should be less than 3 years old- Please label the outside cover of the device and the charger	_____	
One set of <u>inexpensive earbud headphones</u> (To be kept in the pencil case, preferably in a container or plastic <u>bag</u> .)	\$7.00	
Pencil case including 2 pens, 1 red pen, 2 pencils, 2-4 <u>highlighters</u> of assorted colours, <u>pencil sharpener</u> (closed container), 1 <u>eraser</u> , and 1 <u>15cm ruler</u>	\$10.00	
<u>Expandable Folder</u> (accordion style)		





Laptops at BHS

Teachers may use combination of pencil-to-paper work, as well as work that can be done using the devices. Laptops *might* be used **if they increase at least one** of the following:

- **Engagement**
- **Comprehension**
- **Speed of work**
- **Organization**
- **Ability to assess learning**



In classes like math, for example, even if work is “online”, students must still practice showing proper procedures on paper. Just because a question is “online”, doesn’t mean that solutions shouldn’t be written down.



Laptops - Types of Devices

- **Chromebooks are highly recommended.** LBPSB uses Google App, so Chromebooks work seamlessly.





chromebook

- MacBooks and Windows laptops are also used by our students but less recommended.
- Tablets (such as iPads) are **not** recommended.



Laptop Recommendations

- **Label** the **device** and the **charger**.
- **Charge overnight** and **send a charger to school**.
- A **protective case** is recommended.
- Create **two profiles**: One for personal use and one for school use.
- Students must log in to their @lbpearson account at school 
- **Don't share passwords** 
- Please give your child **administrative access** to the computer so they may download applications to their device without parental permission.






Google Classroom



Google Classroom



- Most BHS teachers will use Google Classroom to post important dates and materials.
- As parents, you can sign up for a “**Parent account**” so you can receive daily or weekly summaries but you cannot view grades.
 - Not sure how? Click [HERE](#) or Go to beaconsfield.lbpsb.qc.ca, then “Parents”, then “Tech Tools for Parents”



- Better yet, have your child log into their account and get full access along with grades.

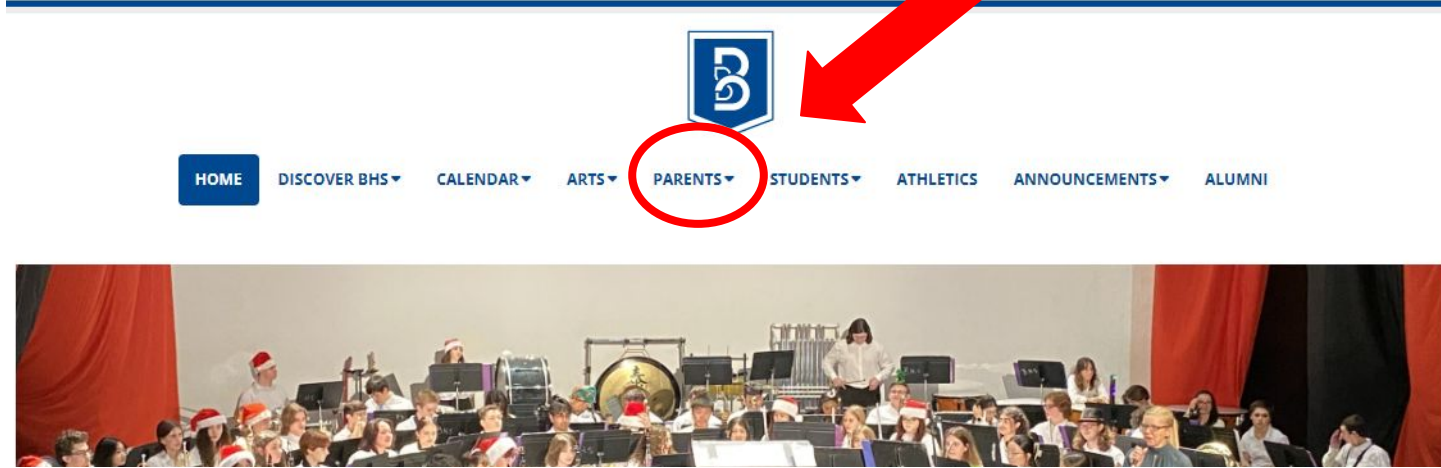


BHS School Website

<https://beaconsfield.lbpsb.qc.ca/>

Your go to site
for:

- Parent Questions
- Announcements
- BHS Calendar
- Exams
- Code of Respect
- Home and School
- BHS Wear





Stay Informed:

BHS Social Media

Instagram
@BHSmtl

Facebook
Beaconsfield High School
- Infinite Possibilities

Youtube
@BHSBisonNews






Media Release/Health Forms on Mozaik

*For detailed instruction, see slides 16-22

parents x Home - English - Lester B. Pe... x index x +

mozaikb2c.b2clogin.com/mozaikb2c.onmicrosoft.com/B2C_1_SignInOrUp/oaauth2/v2.0/authorize?c...

mozaik



Access to parents

Before connecting, make sure that your school subscribes to the service.

Sign in with your Mozaik account

Email Address

Password




[Forgot your password?](#)



[Log in](#)

[Create your account](#)


[Connection help](#)

Sign in with your social media account

 Facebook  LinkedIn  Microsoft

 Google  Apple

OR



[Terms of Use](#) [Privacy Policy](#)






Instructions for Media Release Forms on Mozaik

Access to parents

Home - English - Lester B. Pe... index

mozaikb2c.b2clogin.com/mozaikb2c.onmicrosoft.com/B2C_1_SignInOrOpen/oauth2/v2.0/authorize?c...

mozaik



Access to parents

Before connecting, make sure that your school subscribes to the service.

Sign in with your Mozaik account

Email Address

Password

[Forgot your password?](#)

[Log in](#)

[Create your account](#)


[Connection help](#)

Sign in with your social media account

[Facebook](#) [LinkedIn](#) [Microsoft](#)

[Google](#) [Apple](#)

OR



[Terms of Use](#) [Privacy Policy](#)

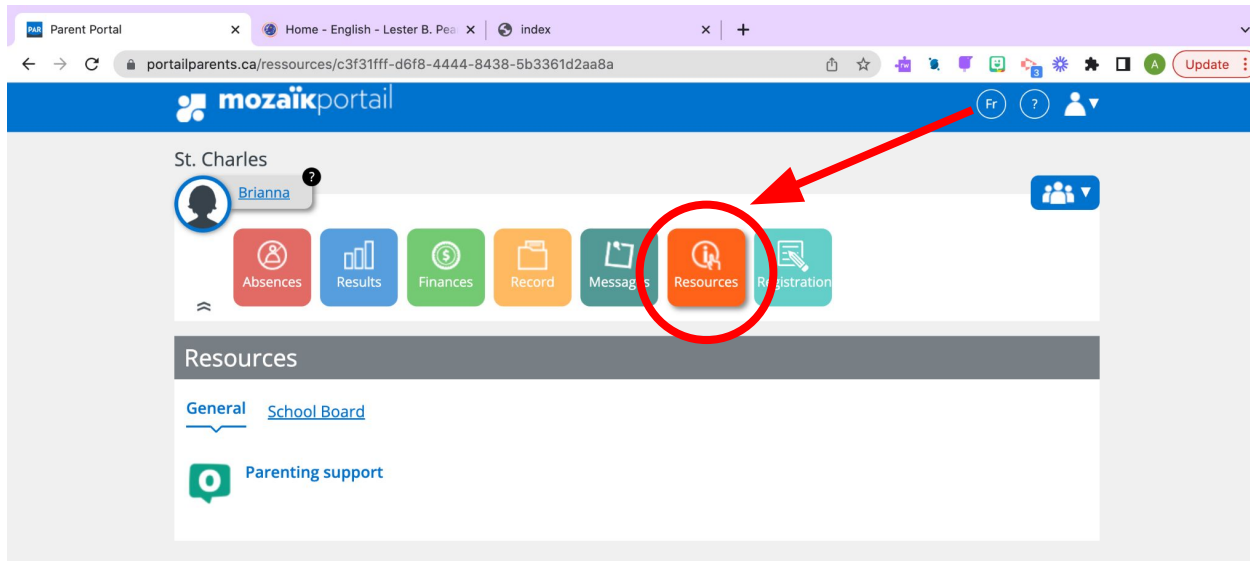


Step 1: Sign in to Mozik and select your child

The screenshot shows a web browser window with the Mozik Parent Portal. The browser's address bar displays the URL `portailparents.ca/communications/c3f31fff-d6f8-4444-8438-5b3361d2aa8a`. The portal's header is blue and contains the 'mozaïkportail' logo, a language selector set to 'Fr', a help icon, and a user profile icon. Below the header, the user is identified as 'St. Charles' with a profile picture of a person named 'Brianna'. A row of seven colorful icons provides quick access to various features: Absences (red), Results (blue), Finances (green), Record (orange), Messages (dark green), Resources (light orange), and Registration (teal). A 'Messages' section is visible below the icons, showing 'No messages to display.'

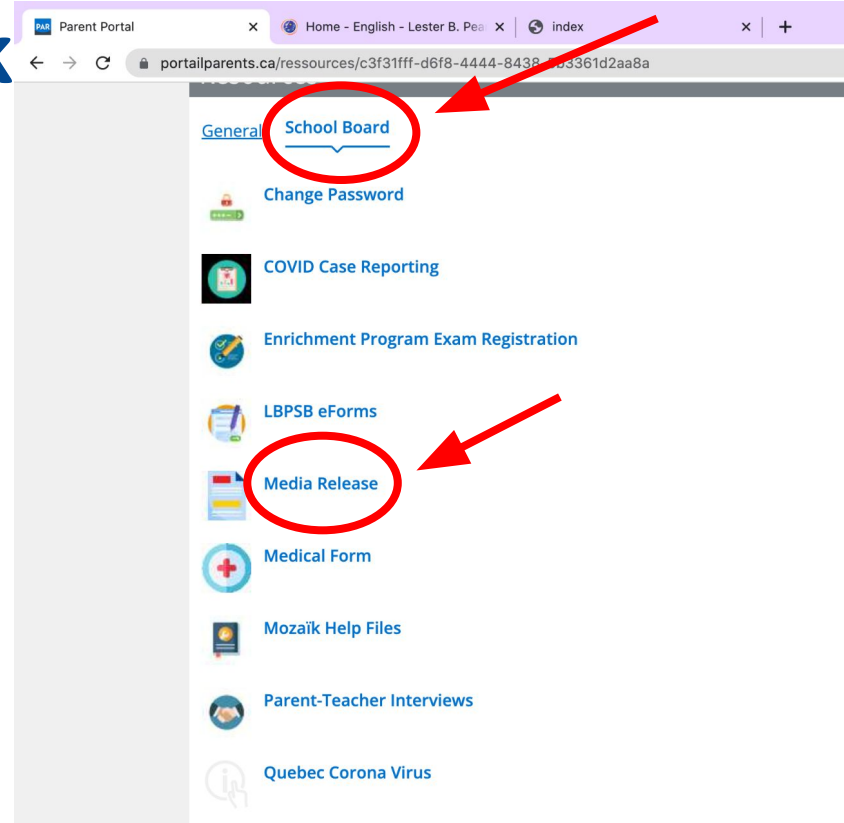


Step 2: Click on Resources button





Step 3 + 4: Click on 'School Board' tab and then 'Media release' link





Step 5: Select your child (only if you have multiple children)

The screenshot displays the 'LBPSB FUSION Parental Portal' interface. At the top left is the LBPSB logo. The header area includes the text 'LBPSB FUSION Parental Portal' and a breadcrumb trail: 'HOME / ACCESS YOUR CHILD'S DASHBOARD'. Below this is a blue banner with the text 'Access your child's dashboard'. Underneath the banner, there are three circular profile pictures arranged horizontally. The first circle shows a photo of a boy named Tristan. The second circle shows a red outline icon of a person, representing a child named Quintin. The third circle shows a photo of a girl named Violet. A red arrow points from the blue banner area down to the Quintin icon. Below each profile picture is the child's name: 'Tristan', 'Quintin', and 'Violet'.

LBPSB FUSION
Parental Portal

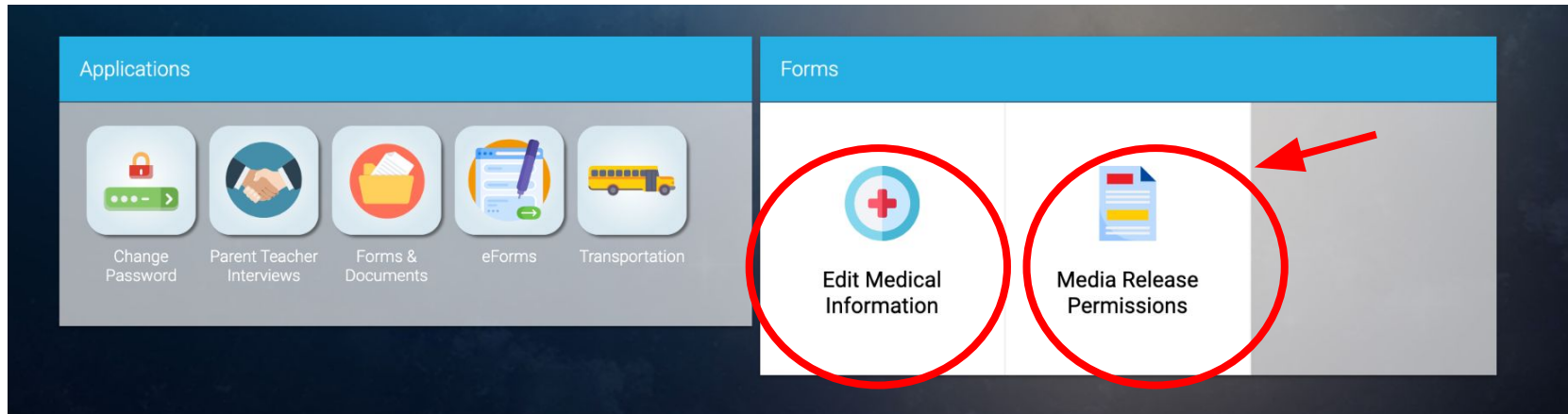
HOME / ACCESS YOUR CHILD'S DASHBOARD

Access your child's dashboard

Tristan Quintin Violet



Step 5: Click on 'Media Release Permission'





Step 6: Read, scroll and click 'YES, I AGREE'

Media Release Permission

Part 1: Photo/Video/Audio/Works (PVAW)

I, Andrea Brown, hereby agree and give my permission for the Lester B. Pearson School Board and/or its schools/centres, to record (audio/video), copy, film or photograph my/my child's name, image, student work, and performance (**hereinafter collectively referred to as "Works"**) and to distribute these Works for the purpose of publishing, posting on LBPSB/school/centre websites, posting in schools/centres, posting on LBPSB/school/centre social media/blog sites and/or for broadcasting on television or radio as determined by the Lester B. Pearson School Board and its schools/centres.

I hereby waive any right to approve the use of these Works now or in the future, whether the use is known to me or unknown, and I waive any right to claim royalties from the Lester B. Pearson School Board related to the use of these Works. I understand that the Works may appear in electronic form on the Internet or in other publications outside of the LBPSB's control. I agree that I will not hold the Lester B. Pearson School Board responsible for such unauthorized reproduction.

You have answer **YES, I AGREE** that my child's Works may be published/posted/viewed by the Lester B. Pearson School Board and/or its schools/centres.

Part 2: Media Outlets

I also understand that external media organizations may attend LBPSB/school/centre events. I give permission for my/my child's name, image, student work, and performance to be recorded (audio/video), copied, filmed or photographed for the purpose of being published and/or broadcast on-line, on television or radio.

You have answer **YES, I AGREE** that my child's Works may be published or broadcast by organizations external to the Lester B. Pearson School Board.

Read the terms of the Media Release and be sure to **click on the box that says you agree.**



BHS Cell Phone Policy (Code of Respect)

Cell phones must stay at home or in a student's locker during the academic hours of a school day.

This includes any period of time between 9:05 and 3:35, including recess and lunch.

CONSEQUENCES

- 1st offence: -verbal warning and teacher holds on to phone for the class
- 2nd offence: -phone will be checked in at the main office for a period of **one full school day**.
- 3rd offence: -phone will be checked in at the main office for a period of **five full school days**.
- 4th offence: -a meeting with parents and administration.



Dress Code: BHS Wear and BHS Spirit Wear

BHS Wear is available to purchase: [BHS Apparel 2025](#)

Try on sizes tonight or visit the store at Place Vertu in Saint-Laurent (Mon.-Sat.)

Fridays are “**BHS Spirit Wear**” days.

Students may wear appropriate bottoms and footwear of their choosing.

Please note: Students will be asked to change if they are not dressed appropriately, including exam periods.





Phys. Ed. / BHS Athletics Clothing

- Locks for P.E. locker room are recommended
- **P.E. shorts and shirt** are part of school fees. Distributed in September by P.E. teacher
- Order BHS ***Athletics*** clothing (which can be worn Fridays): [LINK](#)
 - Link available on BHS website too (Click Athletics then Bison Clothing)
 - Order can be made now (with delivery in September)
 - Orders can be placed anytime throughout the school year (delivered to school or home)





A Few Housekeeping Items

Late? Absent? Early Dismissal?

- Contact Cycle 1 Secretary, Jody Bocking:
- **(514) 697-7220** or email **jbocking@lbpsb.qc.ca**
- Must sign-in and sign-out at Cycle 1 Office
- Last-minute early dismissals *must* be done through the Cycle 1 main line



Combo Locks

- One combo lock being provided to each student (paid for by school fees) in the Fishbowl.
- Lockers *must* be *locked*!
- Practice over the summertime



A Few Housekeeping Items

Dropping Off Items

- Please refrain from dropping off lunches, clothes, money, materials etc. unless it's absolutely necessary

Cafeteria

- Cash
- Debit/Credit
- Reloadable Caf Card: www.zipthru-card.ca








A Recipe for Success:

- Make new friends
- Join clubs and teams
- Get to know your teachers
- Keep track of homework, important dates, tests etc
- Attend field trips: they are part of the curriculum and students have fun and make wonderful of memories



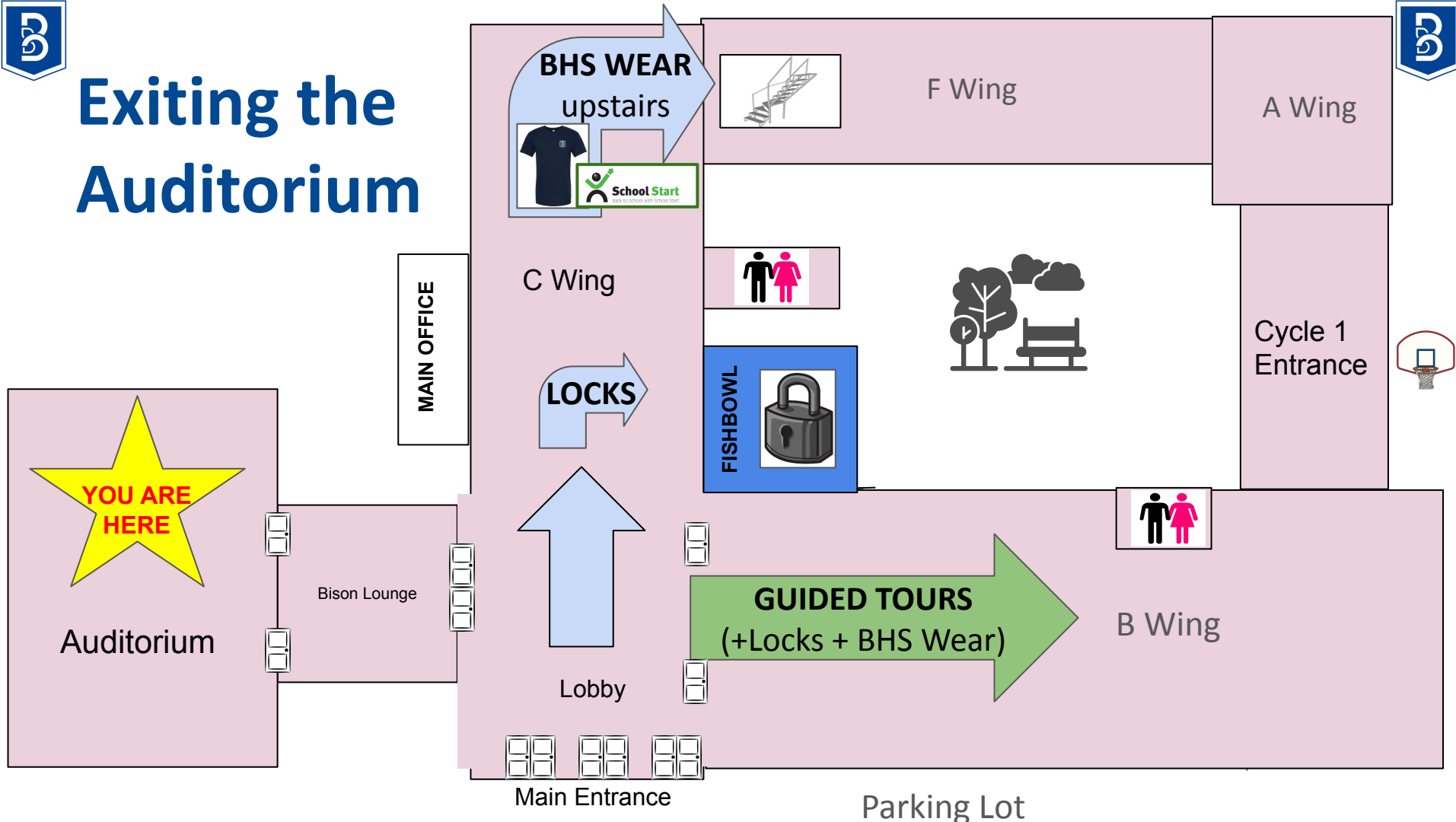
Need more info? beaconsfield.lbpsb.qc.ca

<p>Cycle 1 Admin Assistant Jody Bocking</p>	<p>Cycle 1 VP Kathy Kovacs</p>	<p>BHS Principal 2024-2025 Elaine Fraser</p>
<p>jbocking@lbpsb.qc.ca</p>	<p>kkovacs@lbpsb.qc.ca</p>	<p>efraser04@lbpsb.qc.ca</p>
		

Main Office : Lindsey Reid lreid04@lbpsb.qc.ca



Exiting the Auditorium





Before you go...

- Slideshow will be available on our website
- Emails confirming programs will be sent out in June
- Check Mozaik as of August 28th for your schedule
- School is closed from July 1 to August 10
- Pass by Cafeteria to pick up your lock and try on BHS wear



Questions?

- **Please ask questions that are general in nature.**
 - If something is specific to your child, please email the school.

- To access this presentation: bit.ly/BHSwelcome2025 or







Exiting the Auditorium

