



BHS Sec 1

Orientation Evening

Soirée d'orientation

June 13th 6:45



AGENDA

- Doors open at 6:30
- Presentation: Starts at 6:45
- Introductions
- Start-of-Year Plan
- High School Adjustments
- Typical Schedule
- School Supplies
- Laptops
- Dress Code & Cell Phone Policy
- Phys Ed
- BHS Potpourri, Advice and FAQs

Link to slides: bit.ly/BHSWelcome2024



First Days of School

The **BIG** day!



				<u>Thu., Aug 29</u> Sec 1s Only (Day 1)	<u>Fri., Aug 30</u> Sec 2-5s Only (Day 1)	<u>Sat., Aug 31</u>
<u>Sun., Sep 1</u>	<u>Mon., Sep 2</u> Holiday	<u>Tue., Sep 3</u> All students in (Day 2)	<u>Wed., Sep 4</u> (Day 3)	<u>Thu., Sep 5</u> (Day 4)	<u>Fri., Sep 6</u> (Day 5)	<u>Sat., Sep 7</u>

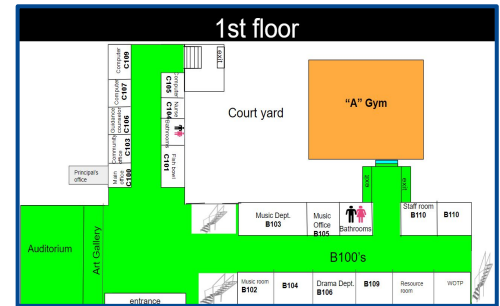





First Day of School (August 29th) Grade 7 only

Some of the things that happen on the first day are:

- Students will be greeted outside at the outdoor basketball nets and directed to their homerooms
- Distribution of lockers
- School tour
- BBQ in the courtyard for lunch (free)





The 6-Day Schedule

6 days out of 6	4 days out of 6	2 days out of 6
<ul style="list-style-type: none">- English- Français- Math- Geo + History	<ul style="list-style-type: none">- Science	<ul style="list-style-type: none">- Culture and Citizenship in Quebec- Art Option- Phys Ed



A Student's Day 1 Schedule

	Day 1	Day 2
9:05 - 9:55	FRENCH 126 IMMERSI FRE126-04 Robitaille,N. A307	MATH 126 MAT126-04 Gillam,C.
10:00 - 10:50	SCIENCE & TECH. 124 SCI124-04 Ceravolo,S. A205	FRENCH 126 IMM FRE126-04 Robitaille,N.
11:05 - 11:55	ENGLISH 126 ENG126-04 Stewart,M. A307	SCIENCE & TECH SCI124-04 Ceravolo,S.
12:00 - 12:50	VISUAL ARTS 104 ART104-02 Schreiber,S. C317	ENGLISH 126 ENG126-04 Stewart,M.
12:55 - 13:45		
13:50 - 14:40	GEO/HISTOIRE 126 HGF126-04 Robitaille,N. A307	PHYSICAL EDUCAT PED102-03 Gillam,C. GYM
14:45 - 15:35	MATH 126 MAT126-04 Gillam,C. A209	GEO/HISTOIRE 12 HGF126-04 Robitaille,N. A

Recess (10:50-11:00)

Sec 1 and 2 lunch (12:50-1:45)



A Typical 6-Day Schedule

	Day 1	Day 2	Day 3	Day 4	Day 5	Day 6
9:05 - 9:55	FRENCH 126 IMMERSI FRE126-04 Robitaille,N. A307	MATH 126 MAT126-04 Gillam,C. A209	GEO/HISTOIRE 126 HGF126-04 Robitaille,N. A307	VISUAL ARTS 104 ART104-02 Schreiber,S. C317	ENGLISH 126 ENG126-04 Stewart,M. A307	ETHICS & CULTURE RI ETH122-04 Ceravolo,S. A205
10:00 - 10:50	SCIENCE & TECH. 124 SCI124-04 Ceravolo,S. A205	FRENCH 126 IMMERSI FRE126-04 Robitaille,N. A307	MATH 126 MAT126-04 Gillam,C. A209	GEO/HISTOIRE 126 HGF126-04 Robitaille,N. A307	PHYSICAL EDUCATION PED102-03 Gillam,C. GYMA1	ENGLISH 126 ENG126-04 Stewart,M. A307
11:05 - 11:55	ENGLISH 126 ENG126-04 Stewart,M. A307	SCIENCE & TECH. 124 SCI124-04 Ceravolo,S. A205	FRENCH 126 IMMERSI FRE126-04 Robitaille,N. A307	MATH 126 MAT126-04 Gillam,C. A209	GEO/HISTOIRE 126 HGF126-04 Robitaille,N. A307	VISUAL ARTS 104 ART104-02 Schreiber,S. C317
12:00 - 12:50	VISUAL ARTS 104 ART104-02 Schreiber,S. C317	ENGLISH 126 ENG126-04 Stewart,M. A307	ETHICS & CULTURE RI ETH122-04 Ceravolo,S. A205	FRENCH 126 IMMERSI FRE126-04 Robitaille,N. A307	MATH 126 MAT126-04 Gillam,C. A209	GEO/HISTOIRE 126 HGF126-04 Robitaille,N. A307
12:55 - 13:45						
13:50 - 14:40	GEO/HISTOIRE 126 HGF126-04 Robitaille,N. A307	PHYSICAL EDUCATION PED102-03 Gillam,C. GYMA1	ENGLISH 126 ENG126-04 Stewart,M. A307	SCIENCE & TECH. 124 SCI124-04 Ceravolo,S. A205	FRENCH 126 IMMERSI FRE126-04 Robitaille,N. A307	MATH 126 MAT126-04 Gillam,C. A209
14:45 - 15:35	MATH 126 MAT126-04 Gillam,C. A209	GEO/HISTOIRE 126 HGF126-04 Robitaille,N. A307	VISUAL ARTS 104 ART104-02 Schreiber,S. C317	ENGLISH 126 ENG126-04 Stewart,M. A307	SCIENCE & TECH. 124 SCI124-04 Ceravolo,S. A205	FRENCH 126 IMMERSI FRE126-04 Robitaille,N. A307

Notice how the schedule “tumbles”?

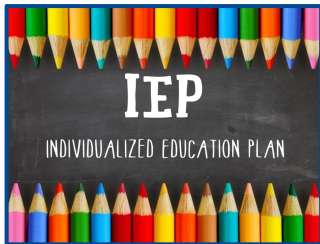
The “Day” number is listed here

Février/February				
L/M	M/T	M/W	J/TH	V/F
		1 ⁴	2 ⁵	3 ¹
6 ⁶	7 ¹	8 ²	9 ³	10 ⁴
13 ⁵	14 ⁶	15 ¹	16 ²	17 ³ _R
20 ³	21 ⁴	22 ⁵	23 ⁶ _{P.T.}	24 ¹
27 ²	28 ³			



BHS Resource - Lisa Crowhurst

- **IEPs** from **LBPSB elementary schools** are automatically transferred
- **IEPs** (and supporting documents) from **other school boards** must be shared
- **IEPs** will be sent home the same day as interim report cards in the fall
- **Board-issued laptops** from LBPSB elementary school will be available to pick up the first week of school
- **Confidential files** are transferred to our school at the end of June





School Supplies

Detailed list of supplies: bit.ly/bhsmaterials



BHS Secondary One Supply List 2022-2023

(This is a supply list of items to purchase.)

Note 1: The links lead to examples, but **any brand** is acceptable.

Note 2: **Binder colours** are recommended, but not mandatory. The colour system is designed to help with organization.

Note 3: Some teachers may request additional supplies.

Note 4: Label supplies with the student's first & last name.

Note 5: Supplies may need to be replenished, especially pencils.

GENERAL COURSE MATERIALS	Estimated Cost	✓
One laptop (Chromebook & Macbook have the least connectivity issues) - Device should be less than 3 years old - Please label the outside cover of the device	---	
One set of inexpensive earbud headphones (To be kept in the pencil case, preferably in a container or plastic bag.)	\$12.00	
Combination Lock (main locker) - Practice opening lock before the first day of school!	\$7.00-\$10.00	
Pencil case including 2 pens, 1 red pen, 2 pencils, 2-4 highlighters of assorted colours, pencil sharpener (closed container), and 1 eraser , 1 ruler	\$10.00	
Coloured Pencils (one package of 24 pencils)	\$4.50	



SCAN ME



Laptops at BHS

Teachers may use combination of pencil-to-paper work, as well as work that can be done using the devices. Laptops *might* be used **if they increase at least one** of the following:

- **Engagement**
- **Comprehension**
- **Speed of work**
- **Organization**
- **Ability to assess learning**



In classes like math, for example, even if work is “online”, students must still practice showing proper procedures on paper. Just because a question is “online”, doesn’t mean that solutions shouldn’t be written down.



Laptops - Types of Devices

- **Chromebooks are highly recommended.** LBPSB uses Google App, so Chromebooks work seamlessly.





chromebook

- MacBooks and Windows laptops are also used by our students.
- Tablets are not recommended.



Laptop Recommendations

- **Label** the **device** and the **charger**.
- **Charge overnight** and **send a charger to school**.
- A **protective case** is recommended.
- Create **two profiles**: One for personal use and one for school use.
- Students must log in to their @lbpearson account at school 
- **Don't share passwords** 
- Please give your child **administrative access** to the computer so they may download applications to their device without parental permission.






Google Classroom



Google Classroom



- Most BHS teachers will use Google Classroom to post important dates and materials.
- As parents, you can sign up for a “**Parent account**” so you can receive daily or weekly summaries but you cannot view grades.
 - Not sure how? Click [HERE](#) or Go to beaconsfield.lbpsb.qc.ca, then “Parents”, then “Tech Tools for Parents”



- Better yet, have your child log into their account and get full access along with grades.



BHS School Website

<https://beaconsfield.lbpsb.qc.ca/>



Your go to site for:
Parent Questions
Announcements
s BHS Calendar





Stay Informed:

BHS Social Media

Instagram
@BHSmtl

Facebook
Beaconsfield High School
- Infinite Possibilities

Youtube
@BHSBisonNews





Media Release Forms on Mozaik

*For detailed instruction, see slides 29-33

parents x Home - English - Lester B. Pearson School Board x index x +

mozaikb2c.b2clogin.com/mozaikb2c.onmicrosoft.com/B2C_1_SignInOrOpen/oauth2/v2.0/authorize?c...

mozaik

Access to parents

Before connecting, make sure that your school subscribes to the service.

Sign in with your Mozaik account

Email Address

Password

Forgot your password? OR

Log in

Create your account

[Connection help](#)

grics

Terms of Use Privacy Policy





BHS Cell Phone Policy

- Cell phones and instant messaging on laptops are only permitted during the following:
 - **Before/After school, Recess and Lunch**
- Cell phones should remain **OFF** and in the student's locker during class.
- Please do not expect your child to respond to your texts during class time.
- Scaffolded consequences if caught using cell phones / instant messaging during class time.
- Administrator's advice:
 - Make sure to supervise screen time at home and social media exposure.



Dress Code: BHS Wear

- BHS wear is available to purchase: bhsapparel2023.itemorder.com
- **Fridays**, students may have on “**BHS Spirit Wear**”, which includes any other BHS tops such as BHS hoodies, BHS Music Department clothing, BHS Athletics clothing etc.
- Students will be asked to change if they are not dressed appropriately.





Phys Ed / BHS Athletics Clothing

- Locks for locker room recommended.
- PE shorts and shirt are part of school fees. Distributed in September.
- Order BHS Athletics clothing (which can be worn Fridays): [LINK](#)
 - Link available on BHS website too (Click Athletics then Bison Clothing).
 - Order can be made now (with delivery in September)
 - Two or three other ordering periods done throughout school year.





A few housekeeping items

Late? Absent? Early Dismissal?

- Contact Cycle 1 Secretary, Jody Bocking:
- **(514) 697-7220** or email **jbocking@lbpsb.qc.ca**
- Must sign-in and sign-out at Cycle 1 Office
- Last-minute early dismissals *must* be done through the Cycle 1 main line.



Combo Locks

- One combo lock being provided to each student (paid for by school fees) in the A Gym.
- Lockers *must* be *locked*!
- Practice over the summer.



A few housekeeping items

Dropping Off Items

- Please refrain from dropping off lunches, clothes, money, materials etc unless absolutely necessary.

Cafeteria

- Debit/Credit
- Apple Pay
- Reloadable Caf Card: www.zipthru-card.ca



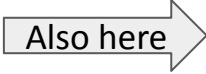



Recipe for success

- Make new friends
- Join clubs and teams
- Get to know your teachers
- Keep track of homework, important dates, tests etc
- Attend field trips; they are part of the curriculum and students have lots of fun and make lots of memories

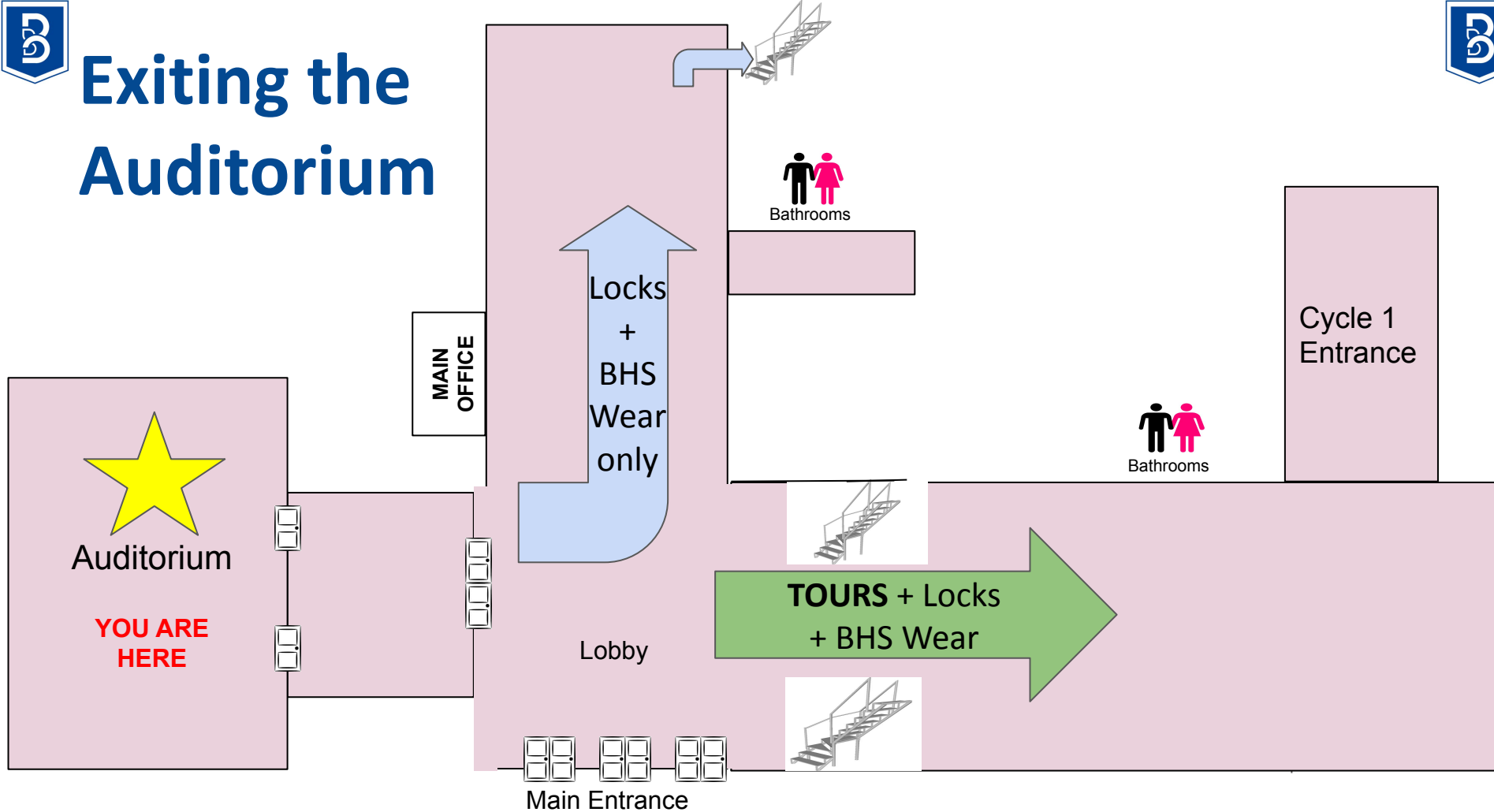


Before you go...

- Slideshow will be available on our website  
- Emails confirming programs will be sent out in June
- Check Mozaik as of August 28th for your schedule
- School is closed from July 5 to August 12
- Pass by Cafeteria to pick up your lock and try on BHS wear



Exiting the Auditorium





Questions?

- **Please ask questions that are general in nature.**
 - If something is specific to your child, please email the school.

- **To access this presentation: bit.ly/BHSWelcome2024 or**





Instructions for Media Release Forms on Mozaik

Access to parents

Home - English - Lester B. Pe... index

mozaikb2c.b2clogin.com/mozaikb2c.onmicrosoft.com/B2C_1_SignInOrOpen/oauth2/v2.0/authorize?c...

mozaik

Access to parents

Before connecting, make sure that your school subscribes to the service.

Sign in with your Mozaik account

Email Address

Password

Forgot your password?

Log in

Create your account

[Connection help](#)

Sign in with your social media account

Facebook LinkedIn Microsoft

Google Apple

OR

grics

Terms of Use Privacy Policy



Step 1: Sign in to Mozik and select your child

The screenshot shows a web browser window with the following details:

- Browser Tabs:** Parent Portal, Home - English - Lester B. Pea, index
- Address Bar:** portailparents.ca/communications/c3f31fff-d6f8-4444-8438-5b3361d2aa8a
- Page Header:** mozaikportail logo, language selector (Fr), help icon (?), and user profile icon.
- User Profile:** St. Charles, Brianna (with a question mark icon), and a group icon.
- Navigation Menu:** Absences, Results, Finances, Record, Messages, Resources, Registration.
- Messages Section:** A grey header with the text "Messages" and a white box below it containing the text "No messages to display."

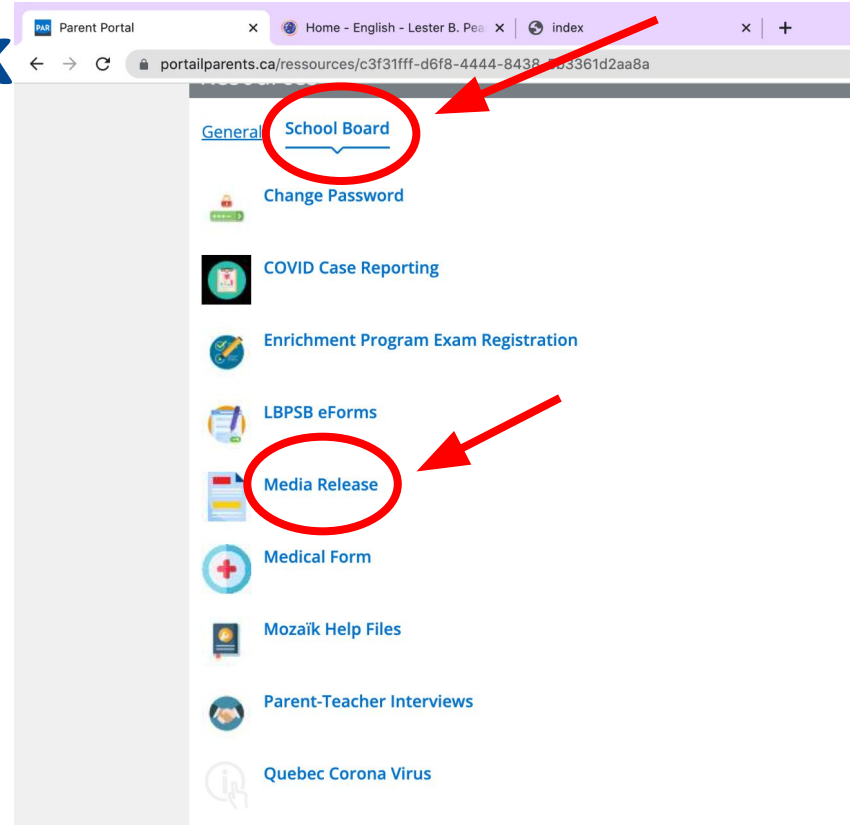


Step 2: Click on Resources button

The screenshot shows a web browser window displaying the Mozaik Parent Portal. The browser's address bar shows the URL `portalparents.ca/ressources/c3f31fff-d6f8-4444-8438-5b3361d2aa8a`. The page header includes the Mozaik logo and the text "mozaikportail". Below the header, the user's name "St. Charles" and "Brianna" are displayed. A row of navigation buttons is visible, including "Absences", "Results", "Finances", "Record", "Messages", "Resources", and "Registration". The "Resources" button is highlighted with a red circle, and a red arrow points to it from the top right. Below the navigation buttons, there is a section titled "Resources" with sub-sections for "General" and "School Board". Under "General", there is a link for "Parenting support" with a speech bubble icon.



Step 3 + 4: Click on 'School Board' tab and then 'Media release' link





Step 5: Select your child (only if you have multiple children)

The screenshot shows the LBPSB Fusion Parental Portal interface. At the top left, there is a circular logo with a star and the text "LBPSBFUSION Parental Portal". Below the logo, the text "HOME / ACCESS YOUR CHILD'S DASHBOARD" is visible. A large blue banner across the top of the main content area reads "Access your child's dashboard". Below this banner, there are three circular profile pictures arranged horizontally. The first picture shows a young boy named Tristan. The second picture is a red outline of a person's head and shoulders, representing a child named Quintin. The third picture shows a young girl named Violet. A red arrow points from the top right of the blue banner down to the Quintin profile picture.



Step 5: Click on 'Media Release Permission'

The screenshot displays a user interface with two main sections: 'Applications' and 'Forms'. The 'Applications' section on the left contains five icons: 'Change Password' (a padlock), 'Parent Teacher Interviews' (two hands shaking), 'Forms & Documents' (a folder), 'eForms' (a document with a pencil), and 'Transportation' (a yellow school bus). The 'Forms' section on the right contains two icons: 'Edit Medical Information' (a blue circle with a white cross) and 'Media Release Permissions' (a document icon with a red header and yellow footer). The 'Media Release Permissions' icon is highlighted with a red circle, and a red arrow points to it from the right.



Step 6: Read, scroll and click ‘YES, I AGREE’

Media Release Permission

Part 1: Photo/Video/Audio/Works (PVAW)

I, Andrea Brown, hereby agree and give my permission for the Lester B. Pearson School Board and/or its schools/centres, to record (audio/video), copy, film or photograph my/my child's name, image, student work, and performance (**hereinafter collectively referred to as "Works"**) and to distribute these Works for the purpose of publishing, posting on LBPSB/school/centre websites, posting in schools/centres, posting on LBPSB/school/centre social media/blog sites and/or for broadcasting on television or radio as determined by the Lester B. Pearson School Board and its schools/centres.

I hereby waive any right to approve the use of these Works now or in the future, whether the use is known to me or unknown, and I waive any right to claim royalties from the Lester B. Pearson School Board related to the use of these Works. I understand that the Works may appear in electronic form on the Internet or in other publications outside of the LBPSB's control. I agree that I will not hold the Lester B. Pearson School Board responsible for such unauthorized reproduction.

You have answer **YES, I AGREE** that my child's Works may be published/posted/viewed by the Lester B. Pearson School Board and/or its schools/centres.

Part 2: Media Outlets

I also understand that external media organizations may attend LBPSB/school/centre events. I give permission for my/my child's name, image, student work, and performance to be recorded (audio/video), copied, filmed or photographed for the purpose of being published and/or broadcast on-line, on television or radio.

You have answer **YES, I AGREE** that my child's Works may be published or broadcast by organizations external to the Lester B. Pearson School Board.

Read the terms of the Media Release and be sure to **click on the box that says you agree.**